

This is the ASP default view

## St James' Church of England Primary School (URN: 100829)

### Key stage 2

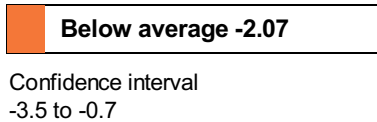
This is provisional data for 2017/18. Any amendments made to this school's data will be reflected when we re-publish the data in a few months. National and local authority benchmarks may also change. Until these changes take effect, you may see differences between data on ASP and Compare school and college performance.

## Progress in reading, writing and maths

### Reading

Number of pupils = 71

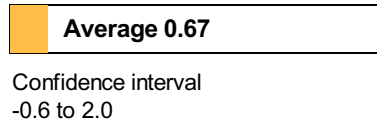
Pupils with adjusted scores = 1



### Writing

Number of pupils = 71

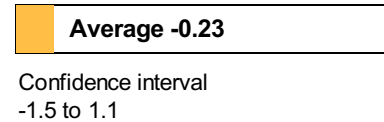
Pupils with adjusted scores = 0



### Maths

Number of pupils = 71

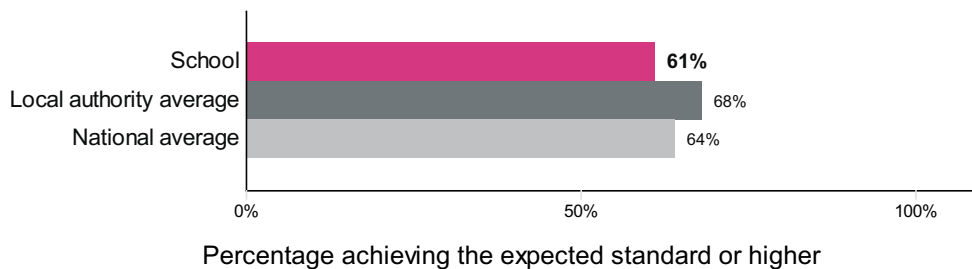
Pupils with adjusted scores = 0



## Reading, writing and maths combined

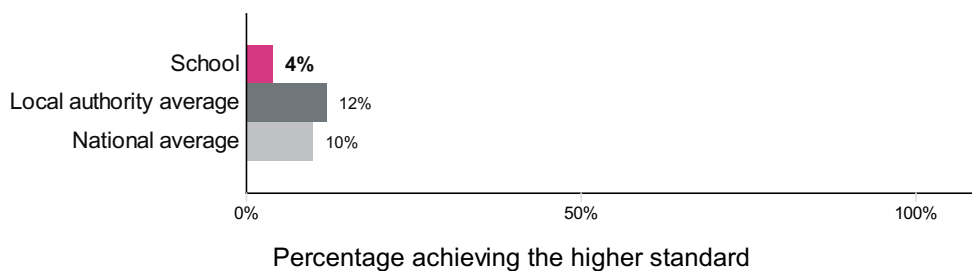
### Percentage of pupils achieving the expected standard or higher

Number of pupils = 72



### Percentage of pupils achieving the higher standard

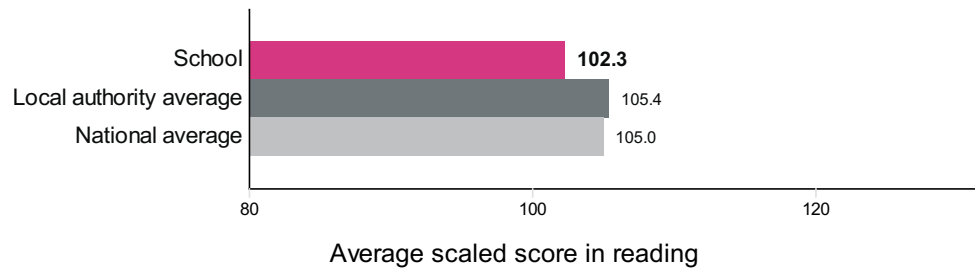
Number of pupils = 72



# Average scaled score in:

## Reading

Number of pupils = 72



## Maths

Number of pupils = 72

